

43HS SERIES BALERS



KEY FEATURES

<u>HOPPER OPENINGS:</u>	54" X 43" UP TO 80" X 80"
<u>RAM FACE PRESSURE:</u>	UP TO 183.5 PSI
<u>CYCLE TIME IN SECONDS:</u>	AS FAST AS 7.8 (NO LOAD)
<u>MAXIMUM WEIGHT OF BALER:</u>	UP TO 65,000#
<u>LINERS:</u>	HARDOX 500 ON SIDE WALLS – 1/4" PLUG WELDED TO 3/4" AR PLATE



AMERICAN BALER COMPANY

PH: 419.483.5790

BELLEVUE, OHIO

EMAIL: sales@americanbaler.com WEB: www.americanbaler.com


SPECIFICATIONS 43HS SERIES BALERS




Ultramatic logic controlled manifold maximizes componentry yet simplifies the movement of oil throughout the baling cycle.




Robust 2-inch thick three-stage replaceable, shear blade eliminates the need for pre-processing.



Over-engineered trunnion type cylinder mount allows the cylinder to self-adjust for liner wear.



Industrial fused circuits create a very safe troubleshooting environment in the Operator Control Console.



High-voltage electrical components are housed separately in the lockable Motor Control Console.



Conveniently positioned Touchscreen "Pathfinder Plus" Controls for easy setup and diagnostic information

SPECIFICATIONS

	5443	6643	7343	8043	8070
	Shear				
Feed Opening	54" x 43"	66" x 43"	73" x 43"	73" x 43"	80" x 70"
Charge Box Volume	75.9 cf	88.8 cf	96.3 cf	96.3 cf	160 cf
Horsepower	Twin 20 / Twin 30			Twin 50 / Twin 75	
Displacement (Dry)	13,905 - 20,245 cf/Hr	14,230 - 20,935 cf/Hr	14,385 - 21,265 cf/Hr	21,620 - 38,000 cf/Hr	37,655 - 48,000 cf/Hr
Main Cylinder	10"			10" & 12"	
Compressing Force	235,620 #			235,620 # - 339,290 #	
Ram Face Pressure	127 PSI			127 - 183.5 PSI	
Bale Size	44" w x 44" h x variable length (min. 20", max. 80")				

OTHER FEATURES:

- Huge feed openings up to 80" long x 43" wide (94 cu. ft.) allow for feeding of oversized materials.
- Up to 170 tons of compressing force help to maximize densities and bale weights and lower wire tie cost.
- Slick material tension chamber maximizes density on slippery or coated materials.
- Optional Jam Breaker automatically clears uncuttable material from the shear beam area.
- Multiple e-stops are strategically located on both sides of machine for quicker operator response.
- Five-wire auto-tier swings away from the baling chamber for easy access to internal assemblies.
- "Pathfinder Plus" Color Touch Screen operator interface provides simplified setup, changeover and machine diagnostics.
- Built to all current ANSI and OSHA standards. 24-hour telephone hotline for service and technical support.